

May 2024
Monthly Report

HEMET
POLICE
Committed Since 1910



Monthly Snapshot

76
Sworn Officers 

43
Professional Staff* 

1,092
Reports Taken 

0
Homicides 

15
Robbery 

25
Aggravated Assault 

11
Burglary 

105
Theft 

18
Grand Theft Auto 

Compare to Previous Month


Sworn Officers 


Professional Staff 


Reports Taken 


Homicides 


Robbery 


Aggravated Assault 



Burglary 


Theft 


Grand Theft Auto 

NIBRS

National Incident Based Reporting System



The Hemet Police Department became certified in the National Incident Based Reporting System (NIBRS) in 2022. NIBRS is the gold standard of crime reporting and replaced the traditional Uniformed Crime Reporting (UCR) system. NIBRS provides more detailed information related to crime in a jurisdiction to help stakeholders get a clearer picture of the safety needs. Each offense collected in NIBRS belongs to one of three categories:

Crimes Against Persons: murder, rape, and assault, or those in which the victims are always individuals.

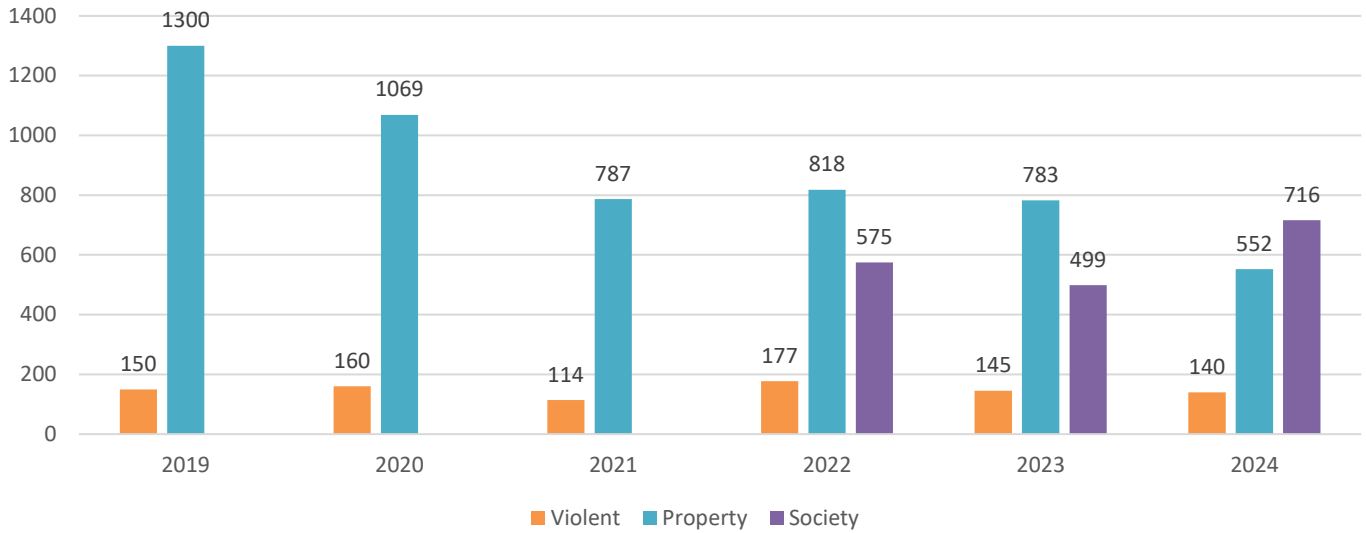
Crimes Against Property: Theft, motor vehicle theft, and burglary, or those that obtain money, property, or some other benefit.

Crimes Against Society: gambling, prostitution, and drug violations, represent society's prohibition against engaging in certain types of activity and are typically victimless crimes.

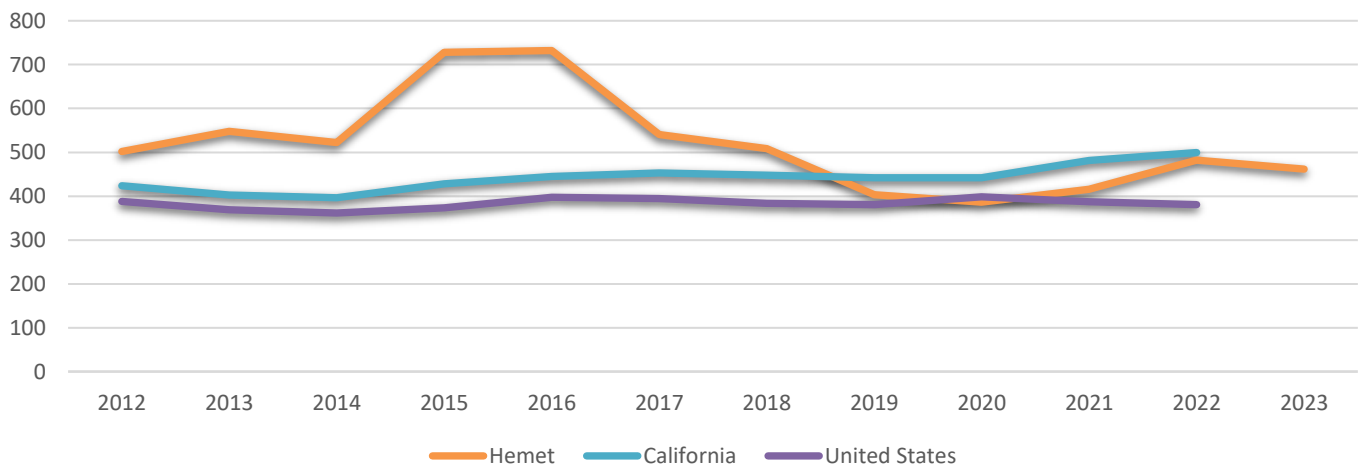
NIBRS Running Year



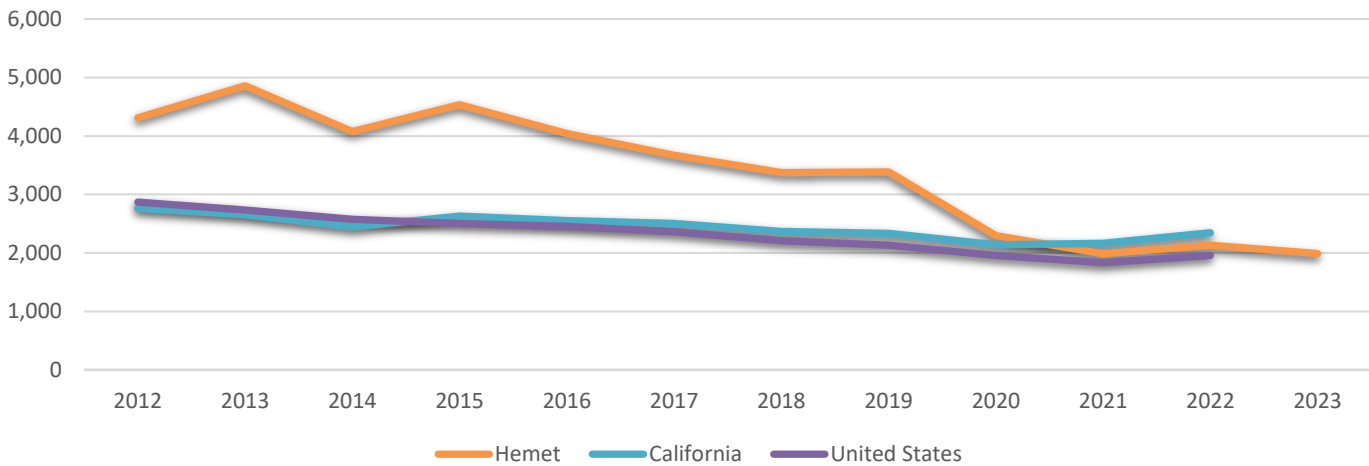
NIBRS Year Over Year Comparison



Violent Crime Per 100,000 2012 - 2023



Property Crime Per 100,000 2012 - 2023



What are Key Performance Indicators?

Key Performance Indicators (KPIs) are statistics used to monitor the Hemet Police Department's performance and gauge the quality of our service to the community. KPIs are based on industry standards and compared to national averages. All statistics are subject to change over time as additional crimes are reported after the date of occurrence, and/or they are cleared through investigation.

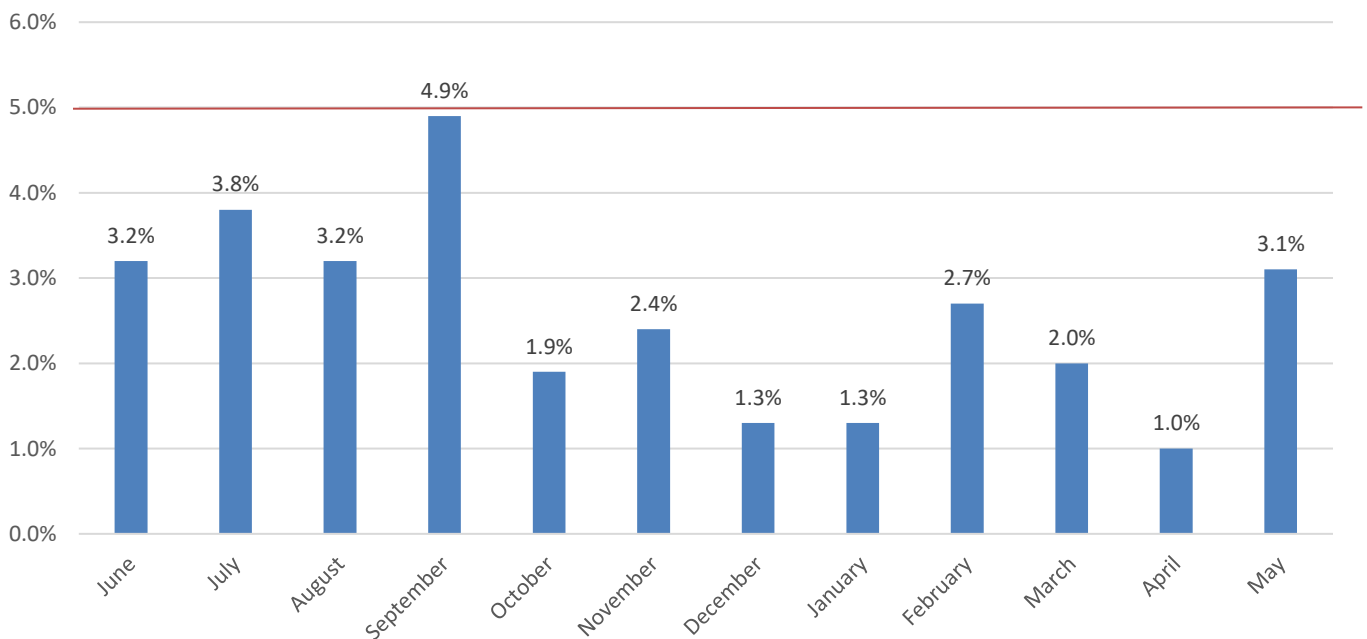
Key Performance Indicator #1

Less than 5% of Arrests Result in Reportable Use of Force

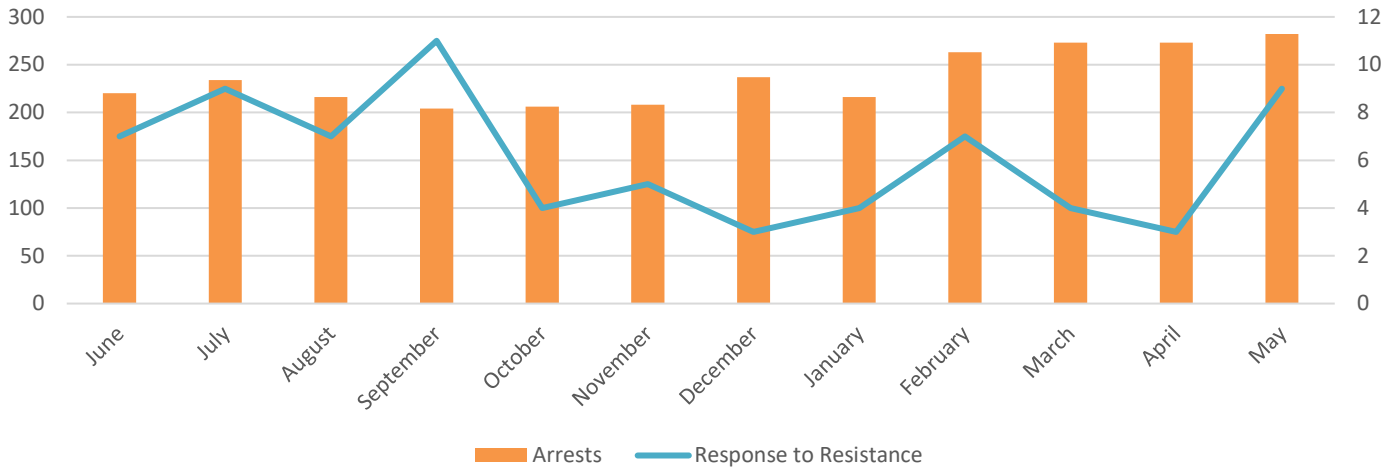
The Hemet Police Department defines force as the application of physical techniques or tactics, chemical agents, or weapons to another person (Policy 300.1.1). It is not a use of force when a person allows him/herself to be searched, escorted, handcuffed, or restrained. Force that results in any of the following must be reported to a supervisor as soon as practicable (Policy 300.5.1):

- a. The application caused a visible injury.
- b. The application would lead a reasonable officer to conclude that the individual may have experienced more than momentary discomfort.
- c. The individual subjected to the force complained of injury or continuing pain.
- d. The individual indicates intent to pursue litigation.
- e. Any application of a TASER device or control device.
- f. Any application of a restraint device other than handcuffs, shackles, or belly chains.
- g. The individual subjected to the force was rendered unconscious.
- h. An individual was struck or kicked.
- i. An individual alleges unreasonable force was used or that any of the above has occurred.

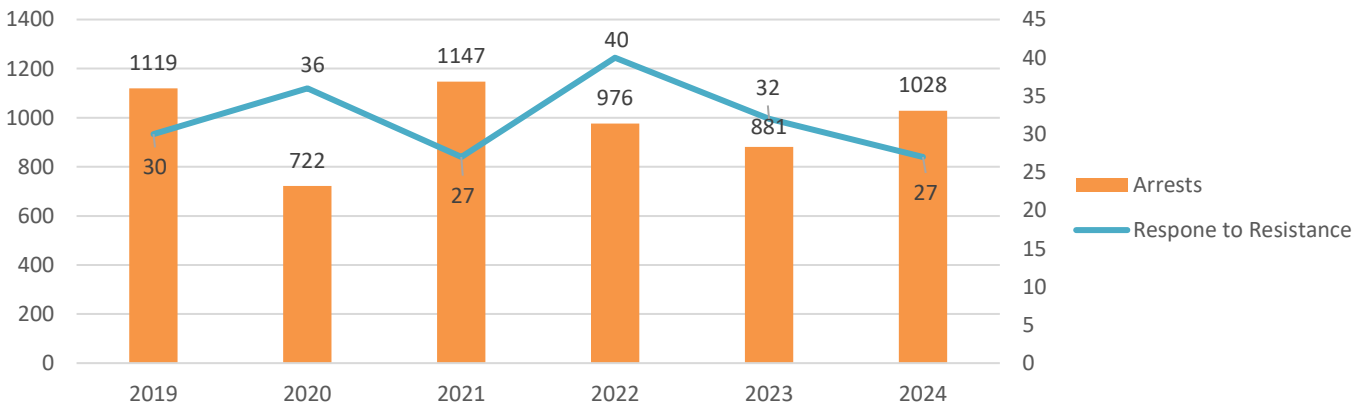
Response to Resistance running 12-Months



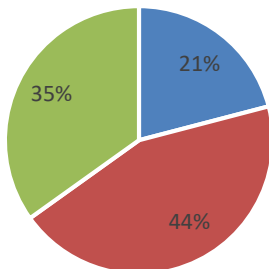
Arrest v. Response to Resistance Rolling 12-Month



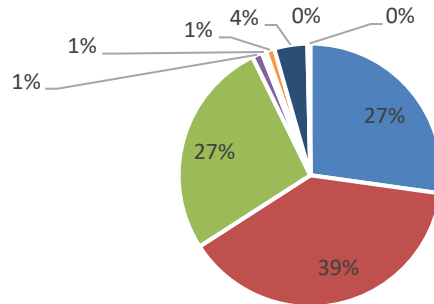
Reportable Response to Resistance Year to Date Comparison



2024 Response to Resistance Subject Race



Response to Resistance by Race 2018-2024



- White
- Hispanic
- Black
- Native Am.
- Asian
- Mid East
- Unknown
- Pacific Is
- East Indian

- White
- Hispanic
- Black
- Native Am.
- Asian
- Mid East
- Unknown
- Pacific Is
- East Indian

Key Performance Indicator #2

Respond to In-Progress Emergencies in Less Than 5 Minutes

Ballot Measure C, approved by voters in the City of Hemet on June 7, 1988, established a set of mandated performance standards for several public services in Hemet, including police services. The performance standard for police services in Hemet is a 7-minute average response time for emergency calls maintained within urban areas and a 9-minute average response time for emergency calls maintained within rural areas. Today, the Hemet Police Department refers to in-progress emergency calls for service as Priority 1 calls. Our response time measurement begins when a 911 dispatcher answers your call and stops when the first officer arrives. Although Hemet residents set a 7-minute response time expectation in 1988, we aim to have an officer at your emergency within 5 minutes.

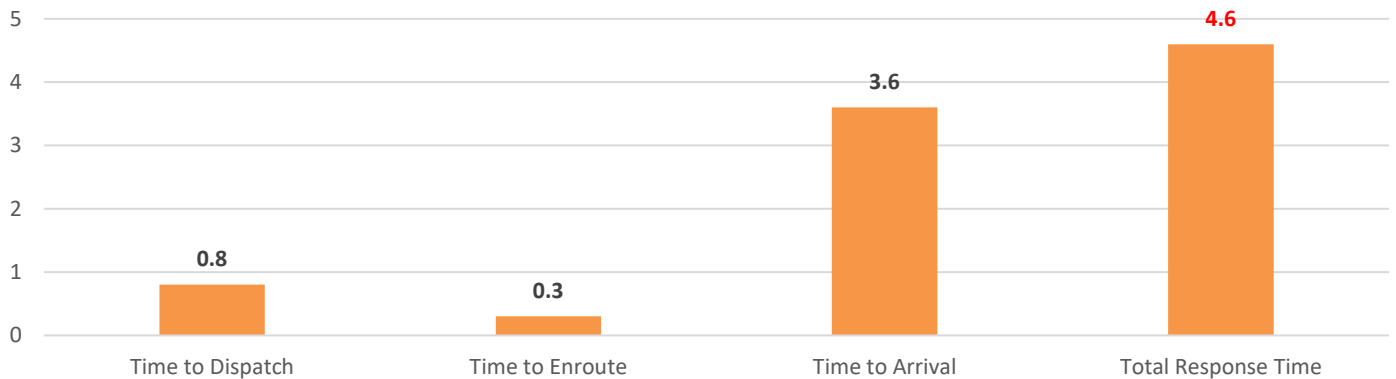
Time to Dispatch – Time in minutes, from creation of the call until it is dispatched to a police officer.

Time to Enroute – Time in minutes, from when the officer receives the call until they responding.

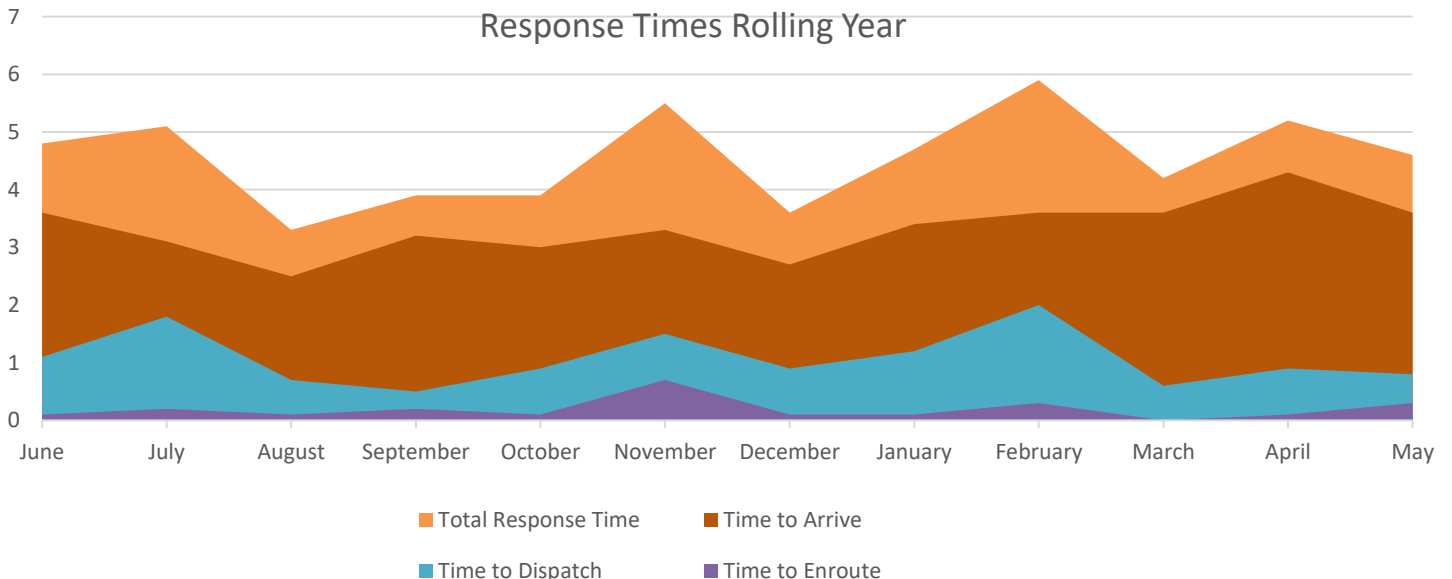
Time to Arrival – Time in minutes, from the officer’s initial response until they arrive at the location.

Total Response Time – Total time from creation of the call until the first officer arrives at the location.

Emergency Call Response Time



Response Times Rolling Year

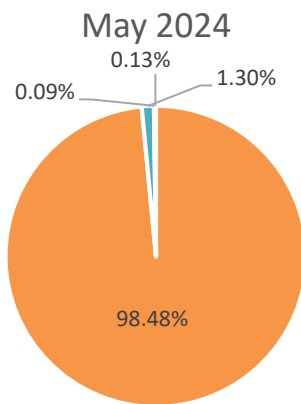


Key Performance Indicator #3

Answer 95% of Incoming 911 Calls within 10 Seconds

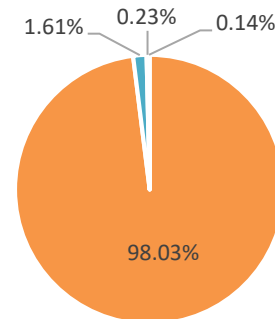
The Hemet Police Department is one of California's 450 Public Safety Answering Points (PSAP). As such, the state regularly monitors and audits our call volume and answering times. The Hemet Public Safety Communication Center is located in the Hemet Police Department and is staffed 24 hours a day, seven days a week. Dispatchers answer over 65,000 911 calls annually and dispatch police and fire services. Because the State owns dedicated 911 lines, all calls go through State servers. The State system that handles calls coming into our communication center is ECATS. This system provides quick access to statistical data related to emergency and non-emergency calls.

911 Answer Times



- % < 10 Seconds
- % < 15 Seconds
- % < 20 Seconds
- % < 40 Seconds

911 Answer Times Rolling 12-Months



- % < 10 Seconds
- % < 15 Seconds
- % < 20 Seconds
- % < 40 Seconds

	< 10 Seconds	<15 Seconds	< 20 Seconds	< 40 Seconds
Percentage of Calls	98.48%	99.78%	99.78%	100%
Number of Calls	5,371	71	5	7

	< 10 Seconds	<15 Seconds	< 20 Seconds	< 40 Seconds
Percentage of Calls	98.03%	98.39%	99.77%	99.86%
Number of Calls	65,326	1,080	144	77

Key Performance Indicator #4

Clear 50% of all Crimes Against People and 15% of all Crimes Against Property

NIBRS separates police reports into four categories; (1) Crimes Against People, (2) Crimes Against Property, (3) Crimes Against Society, and (4) No Crime. As crimes are investigated, they are assigned a status. Any case where the responsible party is arrested, the case is filed with the district attorney, or is closed by other means is considered "Cleared". The Hemet Police Department strives to close at least 50% of crimes against people and 15% of crimes against property.

May

	Number of Crimes	Crimes Cleared	Percentage Cleared
Crimes Against People	32	17	53.1%
Crimes Against Property	127	10	7.8%

Rolling 12-Months

	Number of Crimes	Crimes Cleared	Percentage Cleared
Crimes Against People	386	242	62.6%
Crimes Against Property	1,671	207	12.3%

Key Performance Indicator #5

20% of Police Events are Officer-Initiated Activities

Although responding to citizens' calls for service is an essential aspect of public safety, a growing body of research shows a correlation between crime reduction and Officer-Initiated Activities. These officer-initiated activities include extra patrols, traffic enforcement stops, pedestrian enforcement stops, and business checks, to name a few. These proactive policing activities help officers detect crimes before they occur and locate those wanted for committing past crimes.

The Hemet Police Department engages in nearly 80,000 police activities a year. As an acknowledgment of the impact proactive policing strategies can have on overall crime, Hemet Police Officers try to incorporate officer-initiated activities into their daily duties at a minimum rate of 20%.

May

	Total # of Events	Citizen Initiated	Officer Initiated	Percent
Number of Police Events	6,689	5,097	1,593	23%

Year-to-Date

	Total # of Events	Citizen Initiated	Officer Initiated	Percent
Number of Police Events	29,389	22,144	7,252	25%