

***February 2024***  
***Monthly Report***


***HEMET***  
***POLICE***  
*Committed Since 1910*



# Monthly Snapshot

**76**  
Sworn Officers 

**41**  
Professional Staff\* 

**895**  
Reports Taken 

**0**  
Homicides 

**7**  
Robbery 

**16**  
Aggravated Assault 

**11**  
Burglary 

**74**  
Theft 

**22**  
Grand Theft Auto 

# Compare to Previous Month

  
Sworn Officers 

  
Professional Staff 

  
Reports Taken 

  
Homicides 

  
Robbery 

  
Aggravated Assault 


  
Burglary 

  
Theft 

  
Grand Theft Auto 

# NIBRS

## National Incident Based Reporting System



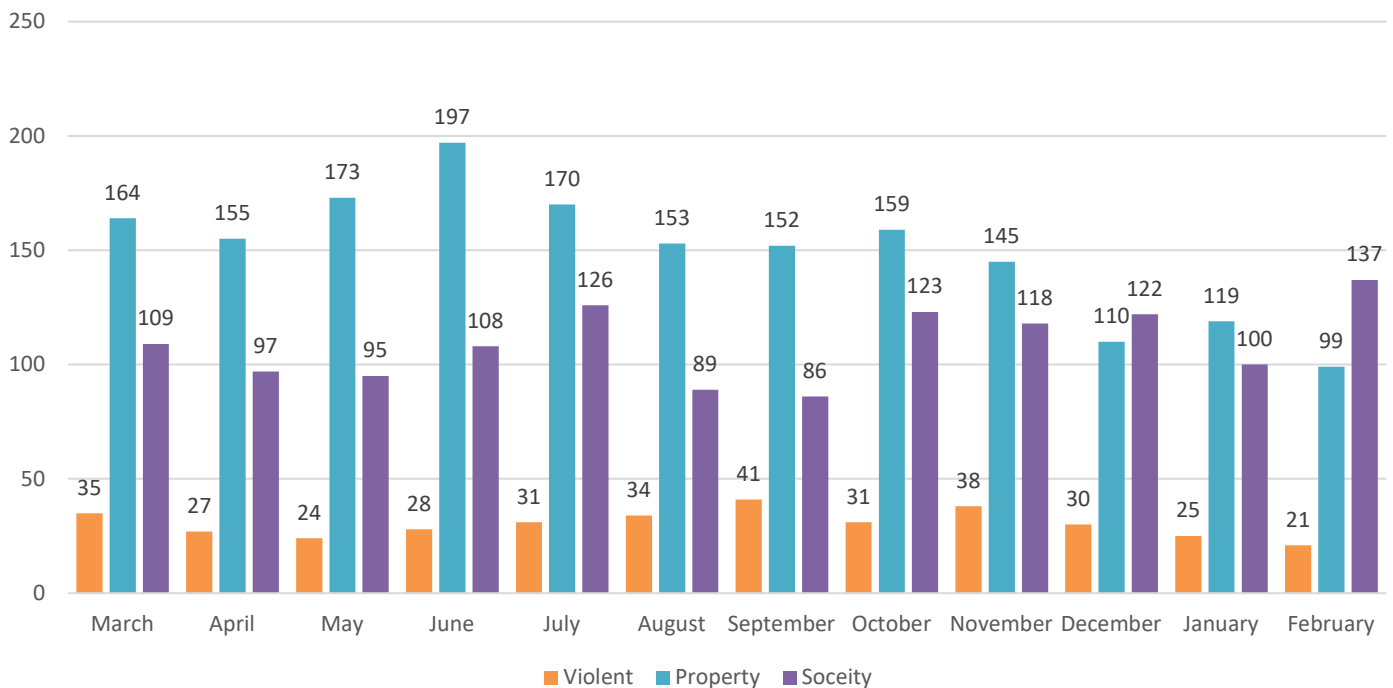
The Hemet Police Department became certified in the National Incident Based Reporting System (NIBRS) in 2022. NIBRS is the gold standard of crime reporting and replaced the traditional Uniformed Crime Reporting (UCR) system. NIBRS provides more detailed information related to crime in a jurisdiction to help stakeholders get a clearer picture of the safety needs. Each offense collected in NIBRS belongs to one of three categories:

**Crimes Against Persons:** murder, rape, and assault, or those in which the victims are always individuals.

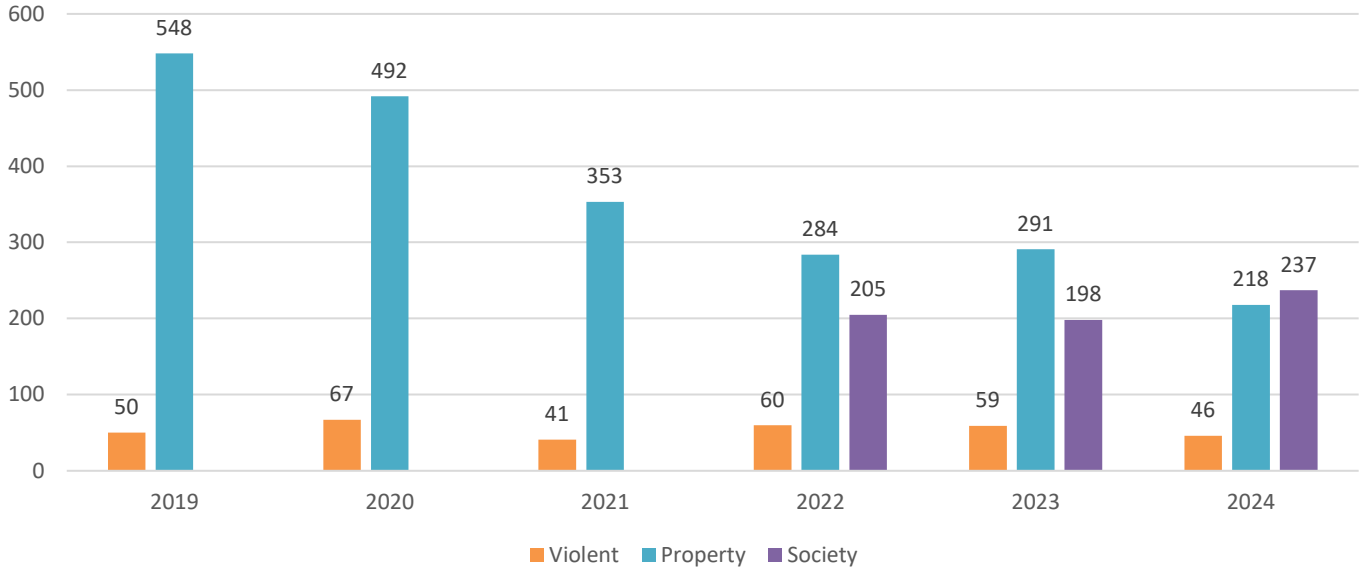
**Crimes Against Property:** Theft, motor vehicle theft, and burglary, or those that obtain money, property, or some other benefit.

**Crimes Against Society:** gambling, prostitution, and drug violations, represent society's prohibition against engaging in certain types of activity and are typically victimless crimes.

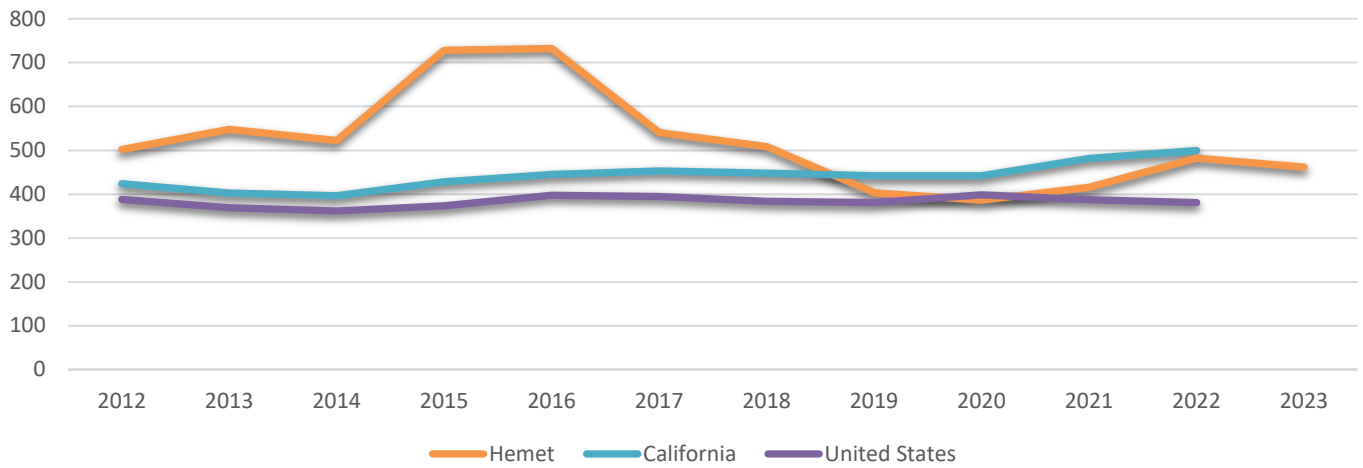
NIBRS Running Year



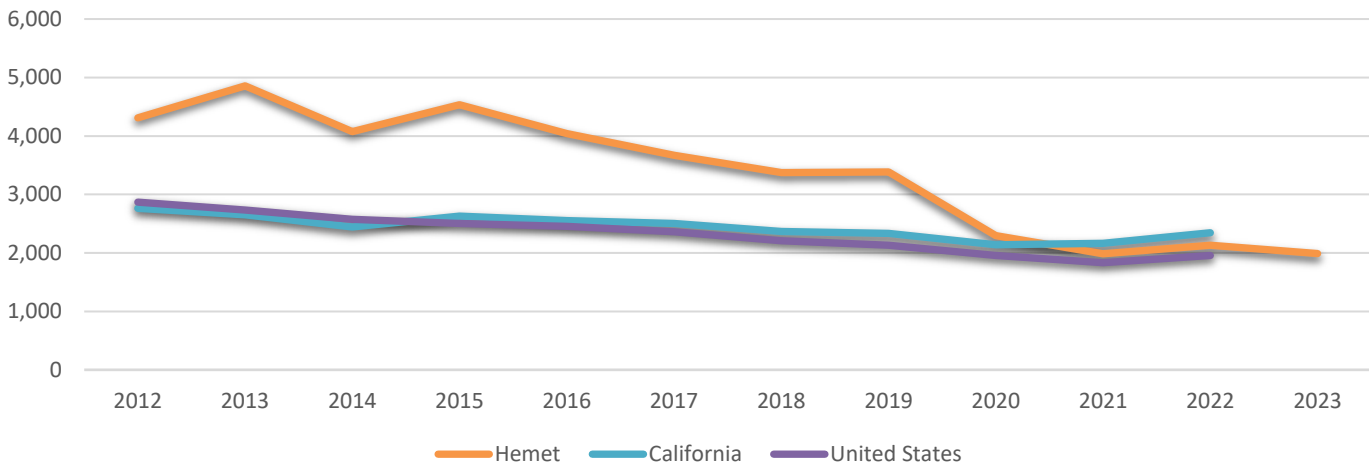
### NIBRS Year Over Year Comparison



### Violent Crime Per 100,000 2012 - 2023



### Property Crime Per 100,000 2012 - 2023



# What are Key Performance Indicators?

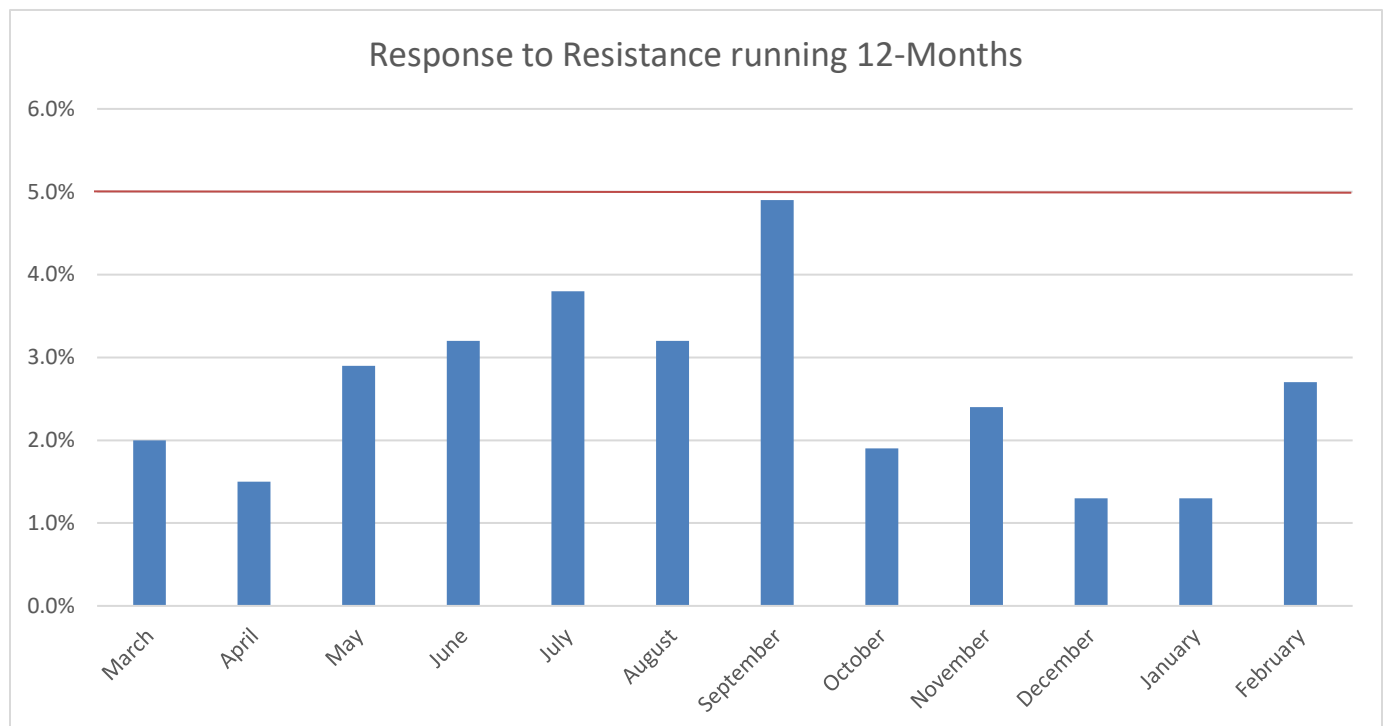
**Key Performance Indicators (KPIs)** are statistics used to monitor how the Hemet Police Department is performing and gauge the quality of our service to the community. KPIs are based on industry standards and compared to national averages. All statistics are subject to change over time as additional crimes are reported after the date of occurrence and/or they are cleared through investigation.

## Key Performance Indicator #1

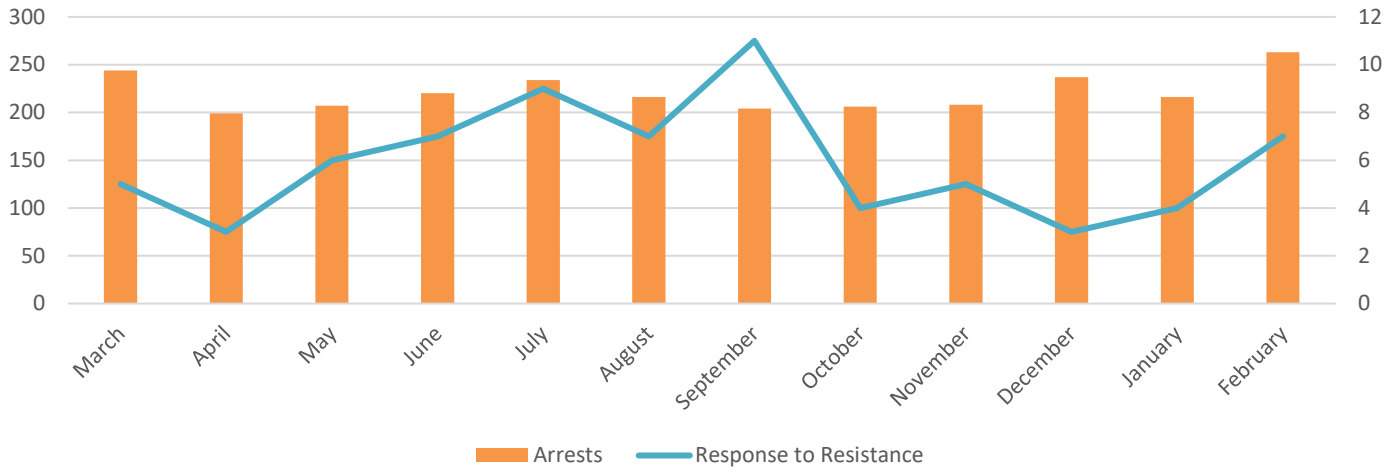
### Less than 5% of Arrests Result in Reportable Use of Force

The Hemet Police Department defines force as the application of physical techniques or tactics, chemical agents, or weapons to another person (Policy 300.1.1). It is not a use of force when a person allows him/herself to be searched, escorted, handcuffed, or restrained. Force which results in any of the following must be reported to a supervisor as soon as practicable (Policy 300.5.1):

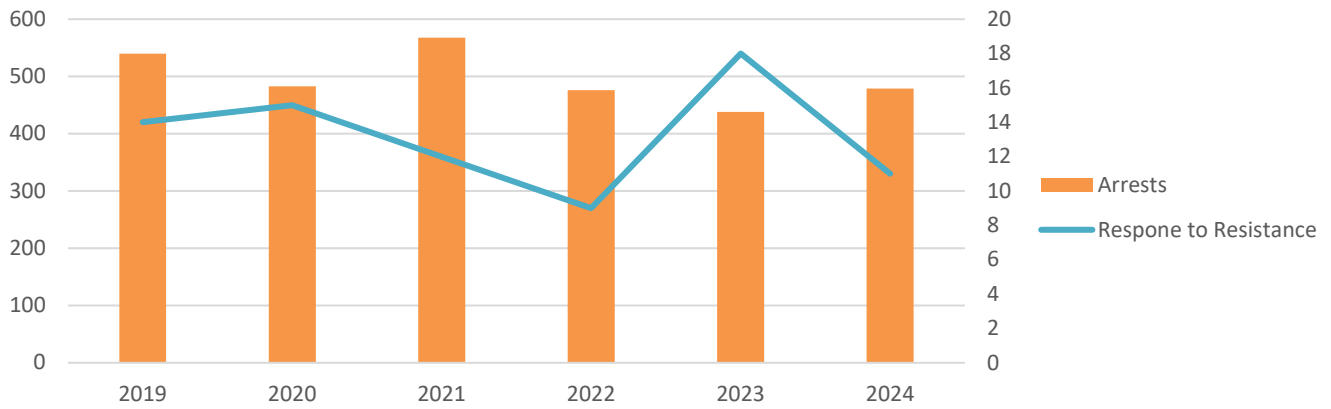
- a. The application caused a visible injury.
- b. The application would lead a reasonable officer to conclude that the individual may have experienced more than momentary discomfort.
- c. The individual subjected to the force complained of injury or continuing pain.
- d. The individual indicates intent to pursue litigation.
- e. Any application of a TASER device or control device.
- f. Any application of a restraint device other than handcuffs, shackles, or belly chains.
- g. The individual subjected to the force was rendered unconscious.
- h. An individual was struck or kicked.
- i. An individual alleges unreasonable force was used or that any of the above has occurred.



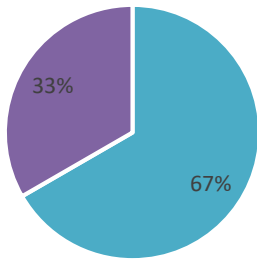
### Arrest vs. Response to Resistance Rolling 12-Month



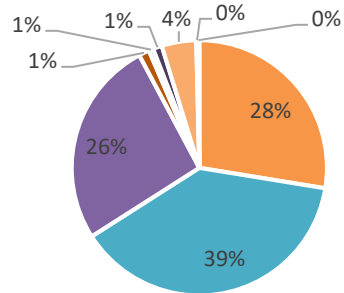
### Reportable Response to Resistance Year to Date Comparison



### 2024 Response to Resistance Subject Race



### Response to Resistance by Race 2018-2024



- White
- Hispanic
- Black
- Native Am.
- Asian
- Mid East
- Unknown
- Pacific Is
- East Indian

- White
- Hispanic
- Black
- Native Am.
- Asian
- Mid East
- Unknown
- Pacific Is
- East Indian

# Key Performance Indicator #2

## Respond to In-Progress Emergencies in Less Than 5 Minutes

Ballot Measure C, approved by voters in the City of Hemet on June 7, 1988, established a set of mandated performance standards for several public services in Hemet, including police services. The performance standard for police services in Hemet is a 7-minute average response time for emergency calls maintained within urban areas, and a 9-minute average response time for emergency calls maintained within rural areas. Today the Hemet Police Department refers to in-progress emergency calls for service as Priority 1 calls. Our response time measurement begins from the moment a 911 dispatcher answers your call and stops the moment the first officer arrives. Although Hemet residents set a 7-minute response time expectation in 1988, we aim to aim to have an officer at your emergency within 5 minutes.

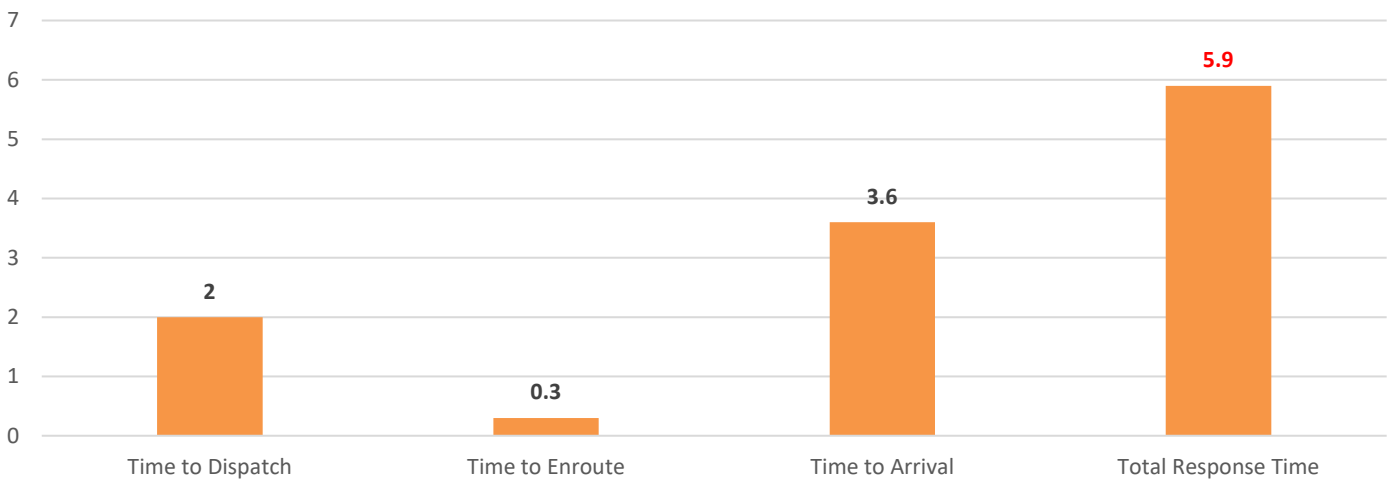
**Time to Dispatch** – Time in minutes, from creation of the call until it is dispatched to a police officer.

**Time to Enroute** – Time in minutes, from when the officer receives the call until they responding.

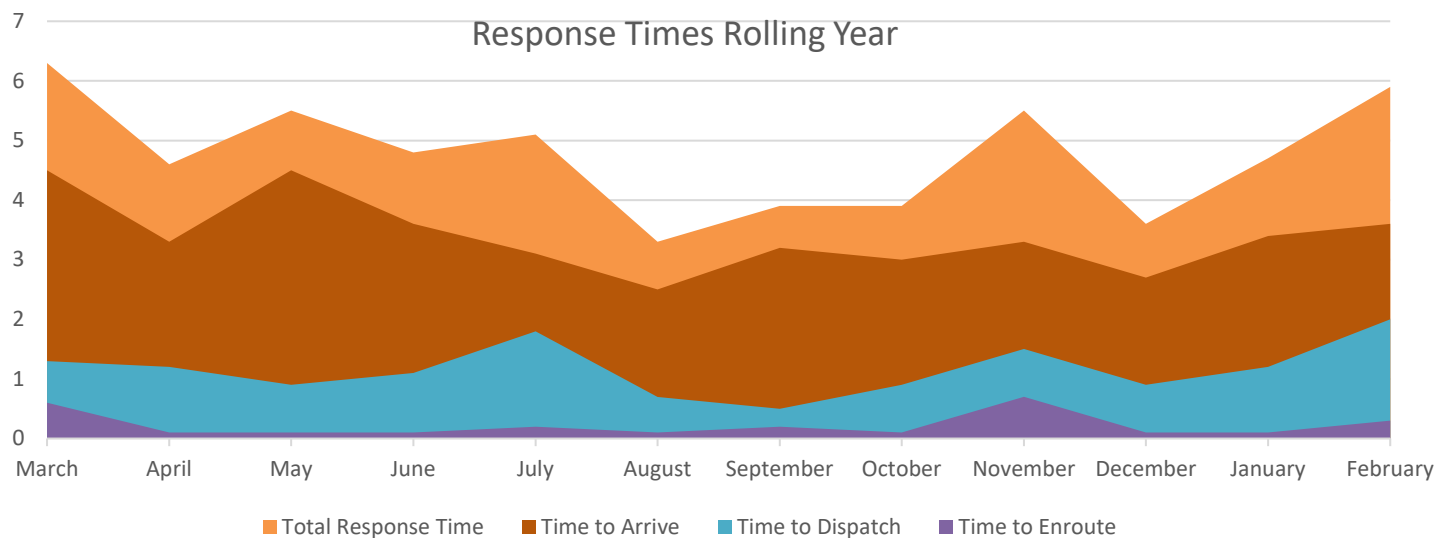
**Time to Arrival** – Time in minutes, from the officer’s initial response until they arrive at the location.

**Total Response Time** – Total time from creation of the call until the first officer arrives at the location.

Emergency Call Response Time February 2024



Response Times Rolling Year

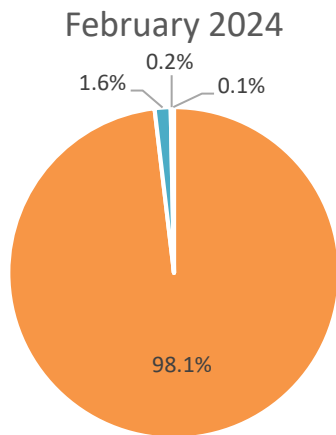


## Key Performance Indicator #3

### Answer 95% of Incoming 911 Calls within 10 Seconds

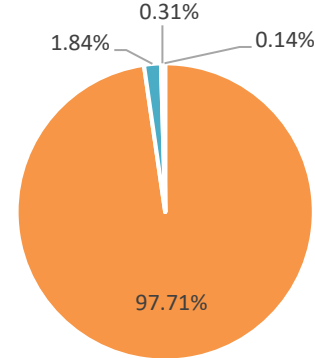
The Hemet Police Department is one of 450 Public Safety Answering Points (PSAP) throughout California. As such, our call volume and answering times are monitored and audited by the State on a regular basis. The Hemet Public Safety Communication Center is located in the Hemet Police Department and is staffed 24-hours a day, 7-days a week. Dispatchers answer more than 65,000 911 calls annually and dispatch both police and fire services. Because dedicated 911 lines are owned by the State, all calls go through State servers. The State system that handles calls coming into our communication center is ECaTS. This system provides quick access to statistical data related to emergency and non-emergency calls.

### 911 Answer Times



■ % < 10 Seconds 
 ■ % < 15 Seconds  
■ % < 20 Seconds 
 ■ % < 40 Seconds

911 Answer Times Rolling 12-Months



■ % < 10 Seconds 
 ■ % < 15 Seconds  
■ % < 20 Seconds 
 ■ % < 40 Seconds

	< 10 Seconds	<15 Seconds	< 20 Seconds	< 40 Seconds
Percentage of Calls	<b>98.12%</b>	<b>99.68%</b>	<b>99.87%</b>	<b>100%</b>
Number of Calls	<b>4,584</b>	<b>73</b>	<b>9</b>	<b>6</b>

	< 10 Seconds	<15 Seconds	< 20 Seconds	< 40 Seconds
Percentage of Calls	<b>97.71%</b>	<b>99.50%</b>	<b>99.83%</b>	<b>99.99%</b>
Number of Calls	<b>67,306</b>	<b>1284</b>	<b>207</b>	<b>84</b>



## Key Performance Indicator #4

### Clear 50% of all Crimes Against People and 15% of all Crimes Against Property

NIBRS separates police reports into four categories; (1) Crimes Against People, (2) Crimes Against Property, (3) Crimes Against Society, and (4) No Crime. As crimes are investigated, they are assigned a status. Any case where the responsible party is arrested, the case is filed with the district attorney, or is closed by other means is considered "Cleared". The Hemet Police Department strives to close at least 50% of crimes against people and 15% of crimes against property.

#### February

	Number of Crimes	Crimes Cleared	Percentage Cleared
Crimes Against People	21	9	42%
Crimes Against Property	99	9	9%

#### Rolling 12-Months

	Number of Crimes	Crimes Cleared	Percentage Cleared
Crimes Against People	391	239	61%
Crimes Against Property	1,815	211	12%

## Key Performance Indicator #5

### 20% of Police Events are Officer-Initiated Activities

Although responding to citizens calls for service is an important aspect of public safety, a growing body of research is showing a correlation between crime reduction and Officer-Initiated Activities. These officer-initiated activities include; extra patrols, traffic enforcement stops, pedestrian enforcement stops, and business checks to name a few. These proactive policing activities help officers detect crime before they occur and locate those wanted for committing past crimes.

The Hemet Police Department engages in nearly 80,000 police activities a year. As an acknowledgement of the impact proactive policing strategies can have on overall crime, Hemet Police Officers try to incorporate officer-initiated activities into their daily duties at a minimum rate of 20%.

#### February

	Total # of Events	Citizen Initiated	Officer Initiated	Percent
Number of Police Events	5,448	4,190	1,258	23%

#### Year-to-Date

	Total # of Events	Citizen Initiated	Officer Initiated	Percent
Number of Police Events	10,894	8,218	2,678	25%